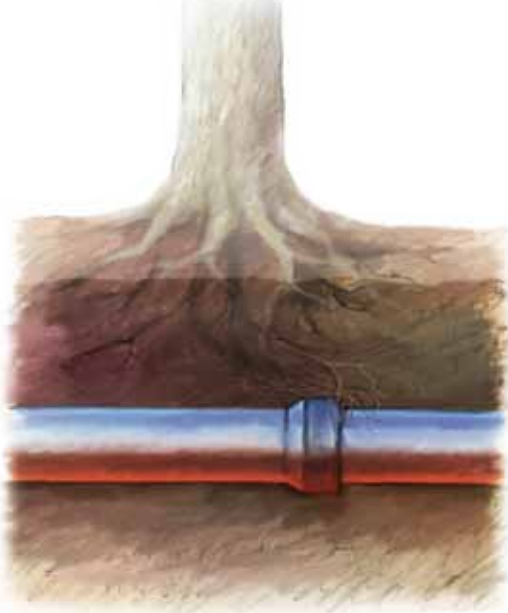


## Other Causes of Sewer Spills

- The continual flow of nutrient-filled water found in sewer lines can attract tree roots through pipe joints and manholes. The roots can then grow, forming blockages in the pipes. Always avoid planting trees and shrubs near residential and District sewer lines.



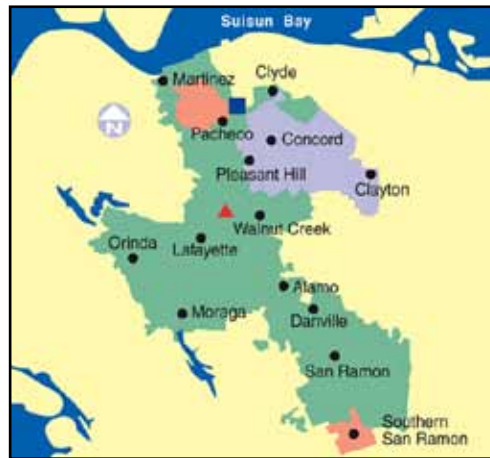
- Rocks, debris, vandalism, and construction are also factors that can contribute to sewer spills.

### Report Sewer Spills!

If you see or smell something you think might be a sewer spill, report it immediately by calling **925-933-0990**. Be prepared to describe the location and the nature of the problem.

## About CCCSD

Central Contra Costa Sanitary District is a special enterprise district that collects and cleans an average of 45 million gallons of wastewater per day at its Treatment Plant in Martinez. The District's service area includes Alamo, Clayton, Concord, Danville, Lafayette, Moraga, Orinda, Pacheco, Pleasant Hill, Walnut Creek, and portions of Martinez and San Ramon. The District serves 456,000 residents and more than 5,000 businesses in central Contra Costa County.



- Sewage collection and wastewater treatment (and HHW collection service) for 456,200 people
- Wastewater treatment for 134,015 residents in Concord and Clayton by contract and HHW collection service
- HHW collection service only
- CCCSD's Headquarters, treatment plant, and HHW Collection Facility are located in Martinez
- ▲ CCCSD's Collection System Operations Department (sewer maintenance) is based in Walnut Creek



**Central Contra Costa Sanitary District**  
5019 Imhoff Place, Martinez, CA 94553  
(925) 228-9500  
www.centalsan.org

## Keep Fats, Oils, and Grease Out of the Drain!



**Central Contra Costa Sanitary District**

5019 Imhoff Place, Martinez, CA 94553  
(925) 228-9500  
www.centalsan.org



Protecting Public Health and the Environment

## Cooking Grease

Cooking grease is one of the primary causes of sewer spills throughout the Central Contra Costa Sanitary District's service area. Sewer spills can not only pollute streams, rivers, and the Bay, they can endanger public health.



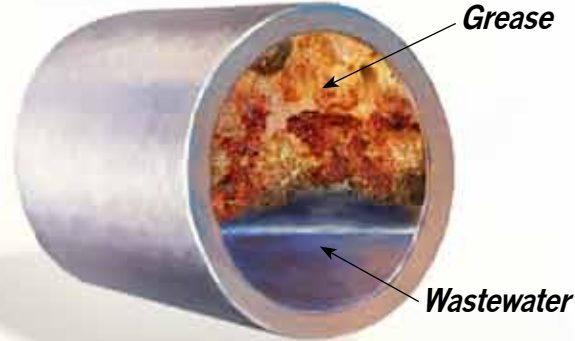
All cooking oils disposed of improperly can cause problems in the sewer system. These include:

- ✓ Frying oil
- ✓ Salad oil
- ✓ Soups
- ✓ Meat drippings
- ✓ Bacon fat
- ✓ Greasy leftovers

## Important Facts

Cooking grease coats pipelines in much the same way that fatty foods clog human arteries. The grease clings to the inside of a pipe, builds up, and eventually causes a complete blockage.

- Costly home plumbing bills are often the result of grease-clogged pipelines. Residential pipelines can clog easily since they are only 3 to 4 inches in diameter.



- Many people are unaware that pouring hot water and detergent down the drain only breaks up grease temporarily. Grease should never be poured down the drain. If a small amount of grease gets in your drain, flush immediately with cold water.



**By following a few simple steps, you can help prevent sewer overflows.**

### **Step 1**

Small amounts of cooking oil and grease should be poured into a disposable container (can, milk or juice carton) and put in the trash.

Larger amounts of used cooking oil (e.g., from turkey deep fryers) should be brought to the Household Hazardous Waste Collection Facility for disposal.

Call **800-646-1431** for information.

### **Step 2**

Dishes and pots coated with grease should be wiped clean with disposable paper towels prior to being washed in the sink or dishwasher.



### **Step 3**

Rather than put meat trimmings and scraps in the garbage disposal, always put them in the trash.

