

Summer 2013

THE CENTRAL CONTRA COSTA SANITARY DISTRICT

Volume 17,
Number 1

PIPELINE

A newsletter about protecting public health and the environment

Ways to
Protect
Our Bay

Is Pool Water Polluting the Bay?

Pools contain more than just water. Other “ingredients” can include sunscreen residue, chlorine, bromine, pH-adjusting acids and alkalines, and algae-controlling chemicals.

That’s one of the reasons why water drained from pools (and spas, ponds and fountains) should go into the sewer system which flows to the treatment plant, and never into a storm drain which flows directly to creeks and Suisun Bay.

Draining the water into the sewer requires a permit, but it’s free. Call (925) 229-7288 or go to www.centrsan.org/sourcecontrol and click on Special Discharge Permit for more information.

Copper is Bad for the Bay

Copper is used in many products designed to kill algae in pools, spas, ponds and fountains. Humans can tolerate small amounts of copper (it’s actually an essential nutrient). However, copper (especially copper sulfate) is highly toxic to a variety of aquatic organisms.

We are able to remove about 90% of the copper that enters our wastewater treatment plant, but the remaining portion does reach Suisun Bay. That’s why we need your help.

To Reduce Copper Pollution of the Bay

- Regularly clean your pool, spa or fountain, and maintain proper filtration and circulation levels.
- Control algae with copper-free chemicals such as chlorine, organic polymers, sodium bromide or hypochlorite-containing shock treatments. Some products, such as GreenClean, use oxidation to control algae.



DID YOU KNOW

Copper is also used in the brake linings of many cars. If you wash your car at home, you’ll be washing copper-contaminated brake dust (and other pollutants) into the storm drain and the Bay. Wash your car at a commercial car wash, instead, where the water is sent to the treatment plant.

7 Ways to Protect Our Bay

Here are seven things we can all do to help protect beautiful Suisun Bay and the rest of the environment from pollution.


1 Properly dispose of household hazardous waste. Many common household products – such as batteries, fluorescent bulbs, cleansers, paint, solvents, motor oil, and pesticides – contain hazardous components. They can harm people and the environment if you don't dispose of them properly. Never put them in the trash or pour them down drains. Instead, bring them to the Household Hazardous Waste Collection Facility for safe disposal or recycling. See contact info, hours and location on page 8.



2 Do not flush medications. The chemical ingredients of many medications are harmful to aquatic life. If you flush or pour medicines down drains, traces of these chemicals can pass through the wastewater treatment process and end up in the Bay. Take unwanted and expired medications to a pharmaceutical drop-off location for free, safe disposal. Locations are on page 6.

3 Prevent grease, oil and fats from going down the drain. Grease clings to the inside of pipes. Over time it can build up, clog the pipe and cause raw sewage to overflow into a home or the environment. Never allow grease to go down the drain. Instead, collect it in a sealable container and put it in the trash. Bring large quantities (such as from a turkey fryer) to the Household Hazardous Waste Collection Facility for disposal.

4 Do not flush disposable wipes. Unlike toilet paper, disposable wipes (even those labeled “flushable”) do not disintegrate quickly in water. They stay largely intact as they travel through sewer pipes and can get caught on roots or other debris, clog pipes, and cause sewage overflows. Never flush them. Put them in the trash.



5 Wash your car at a commercial car wash. Washing your car on your driveway or the street allows the dirty runoff to flow into the gutter and storm drain. Water in storm drains flows untreated to the Bay, along with all the soap, oil, brake dust, and other contaminants from your dirty car. Take it to a commercial car wash instead; they use sewer drains that flow to the treatment plant.

6 Reduce or eliminate use of toxic lawn and garden products. Pesticides and weed killers are poisons. Use them only when absolutely necessary, and choose the least-toxic product (such as insecticidal soap). Use organic, slow-release fertilizers. Do not apply any chemicals to your yard if rain is expected, and avoid over-watering to prevent contaminated run-off from flowing into storm drains and the Bay.



7 Choose safer personal care products. Compare labels and buy products that have no, or fewer, toxic ingredients.

Board Approves Sewer Rate Increases

At a June 20 public hearing, the Central Contra Costa Sanitary District Board of Directors approved two increases in the annual residential Sewer Service Charge:

- A \$34 increase (making the charge \$405 per year) effective July 1, 2013.
- A second increase of up to \$34 (making the charge \$439 at most) effective July 1, 2014.

The Board will decide whether the second increase is necessary when they set the fiscal 2014-15 budget next year.

The new charges for business customers vary and can be determined by calling **(925) 335-7739**.

The increases in the Sewer Service Charge were deemed necessary by the Board to cover rising expenses, especially those associated with:

- New State and Federal water and air quality regulations that will require additional studies, testing, and significant investments in our treatment processes;
- Increased fees for water and air quality permits;
- Labor (salaries, health care and pension costs);
- Reducing the District's unfunded liabilities.

What is a Sewer Service Charge?

Each property connected to the sewer pays an annual Sewer Service Charge. It provides approximately 60% of our revenue and pays for labor, benefits, chemicals, utilities, materials, supplies, repairs, maintenance, and other expenses necessary for

collecting, treating, and disposing of wastewater for more than 467,000 residents and 5,000 businesses in Central Contra Costa County. It also helps pay for the operation of our Household Hazardous Waste Collection Facility, as well as the design, construction, and renovation of sewer pipelines, pumping stations, and treatment plant facilities.

The charge is collected from property owners via their annual property tax bills (labeled "CCCSO SEWER CHG"), but it is a fee for services, not a tax. Central San also receives approximately \$73 per residence as an ad valorem property tax allocation from the County.

The Process of Raising Rates

We sent all affected property owners a Proposition 218 notice detailing the proposed Sewer Service Charge increases and explaining how to protest them before the Board voted on June 20. By California law, if more than 50% had protested the increases, the Board could not have implemented them. Fewer than 0.1% of property owners formally protested the increases; six attended the public hearing and five spoke against the increase.

Still, the decision to raise rates was not made lightly. We work hard to reduce costs, save money, and provide maximum value while maintaining, repairing, and renewing the massive infrastructure our services require. In the end, our rates must remain appropriate to enable us to meet all regulatory requirements and provide the public health and environmental protection services demanded by the community.

Even with the \$34 increase, our rates remain lower than 18 of the 26 wastewater agencies in the Bay Area.

If you have questions, please contact us via email at rates@centralsan.org or call **(925) 335-7739**.

Central San Wins Platinum

During the last 15 years (5,475 consecutive days) Central San has collected and treated an average of 45 million gallons of wastewater every day – more than 246 billion gallons – and every drop met or surpassed all federal, state and regional water quality standards as it was discharged into beautiful Suisun

Bay. That's what winning the National Association of Clean Water Agencies Platinum-15 Peak Performance Award means. Water quality regulations are incredibly stringent, and only a handful of wastewater agencies in the country have managed to earn this prestigious award. We couldn't have done it without your help. Thank you for keeping pollutants out of the sewer and environment!



Central San Hires New General Manager

The Central Contra Sanitary District Board of Directors has hired Roger S. Bailey as the District's new General Manager.

Throughout his career, Mr. Bailey has led several major municipally owned utilities departments across the United States. He most recently served as the head of the City of San Diego Public Utilities Department – one of the largest and most complex water storage, treatment and delivery systems in the U.S. – providing services to more than 1.5 million water customers and 2.2 million wastewater customers. Prior to joining the City of San Diego in 2010, he served as Deputy City Manager and Utilities Director for the City of Glendale, Arizona; Utilities Director for the City of Royal Palm Beach, Florida; Assistant Utilities Director for the City of Valdosta, Georgia; and Senior Engineer with the City of Tallahassee Water Utilities Department.

Mr. Bailey is a registered professional engineer. His professional affiliations include the International City/County Management Association, American Society of Civil Engineers, American Public Works Association, American Water Works Association, and Water Environmental Federation. His education includes Master of Science and Bachelor of Science degrees in Civil Engineering from Florida A&M University, and a Bachelor of Science degree in Physics and Mathematics from the University Of Winnipeg, Canada.



Roger S. Bailey

Headquarters Building to Re-Open Soon



The Central Contra Costa Sanitary District's headquarters building at 5019 Imhoff Place in Martinez has been closed while undergoing needed seismic retrofit work since February. During this period, headquarters employees and services have been operating out of various temporary locations, including a leased office space in Concord. The seismic renovations are now nearing completion. We expect our headquarters building to re-open in the fall.

Our Treatment Plant Named "Best in California"

Central San has been named Treatment Plant of the Year (2012) by the California Water Environment Association, recognizing us as the best in the state at what we do. This is the second time we've won this award since 2002. The award itself is not as important as what it represents. It is given

by industry peers and earned through remarkable accomplishments in compliance, safety, training, innovative practices, cost effectiveness and superior operations. We are very proud of our employees who work so diligently on your behalf to achieve these results while protecting public health and the environment.



Recycled Water Project Underway In Concord

Central San is installing nearly 2.5 miles of underground pipelines to provide recycled water for landscape irrigation at local businesses, office parks, and street medians in the Diamond Boulevard and Meridian Park Boulevard area of Concord. This area currently uses up to 80 million gallons of drinking water each year for landscape irrigation.

The initial construction will be complete

by the end of 2013; then the conversion of landscape irrigation systems from potable water connections to recycled water connections will begin. Central San expects to add up to 36 new connections to our recycled water distribution system, doubling our current number.

Along with reducing the amount of drinking water used for landscaping, this project will provide a drought-proof water supply for landscaping; reduce dependence on the Delta for water supplies; and create new construction jobs in the community.



To offset the costs of this project, Central San received \$97,000 in federal grant funds for the planning phase, and \$1,030,000 in state grant funds for construction of the recycled water pipelines.

This project is financed by Central San and the City of Concord, with planning and design grants from the U.S. Bureau of Reclamation's Title XVI Program. Additional grant funding comes from the California Department of Water Resources, in collaboration with the Bay Area Clean Water Agencies and the Western Recycled Water Coalition.

Protect Water Quality: DO NOT Flush Your Drugs!

Do you have expired or unwanted medications? Disposing of them properly will help protect your family, your community, and the environment. Please bring them to one of these free drop-off sites for safe disposal:

- **Alamo Sheriff's Substation**
150 Alamo Plaza, Suite C
Alamo
- **City of Clayton Police Dept.**
6000 Heritage Trail, Clayton
- **City of Concord Police Dept.**
1350 Galindo St., Concord
- **Contra Costa Medical Center Sheriff's Substation**
(check with deputy on duty)
2500 Alhambra Ave., Martinez
- **Town of Danville Police Dept.**
510 La Gonda Way, Danville
- **City of Martinez Police Dept.**
525 Henrietta St., Martinez
- **Town of Moraga Police Dept.**
329 Rheem Blvd., Moraga
- **City of Orinda Police Dept.**
22 Orinda Way, Orinda
- **City of Pleasant Hill Police Dept.**
330 Civic Dr., Pleasant Hill
- **City of San Ramon Police Dept.**
2401 Crow Canyon Rd.,
San Ramon
- **Sheriff's Field Operations Building**
1980 Muir Rd., Martinez
- **Walnut Creek City Hall**
1666 North Main St.,
Walnut Creek

To ensure privacy, transfer prescribed pills to a sealable plastic bag before depositing. To prevent spills, leave liquids in original bottles (cross out personal information) and seal within a plastic bag.

Do not put sharps or anything other than medications in the container!

For more information, visit www.centrsan.org or call 1-800-646-1431.

Why Pipe Bursting is Good for Sewers

Some of our customers tend to get a bit nervous when we tell them we'll be renovating sewers in their neighborhood using a pipe bursting method. "Wait... what?" is a typical response.

It's understandable. "Pipe bursting" sounds a lot like "bursting pipes" – not a good thing, especially when those pipes carry sewage. But pipe bursting is really not a bad thing. As a matter of fact, as a sewer renovation technique, pipe bursting is very good.

Here's why...

Cracks, root intrusion and other disturbances can cause pipes to deteriorate over time. The traditional method of repairing or replacing sewer pipes involves digging a trench along the entire length of the pipe, removing the old pipe, installing the new pipe, covering up the trench, and restoring the site to its pre-construction condition.

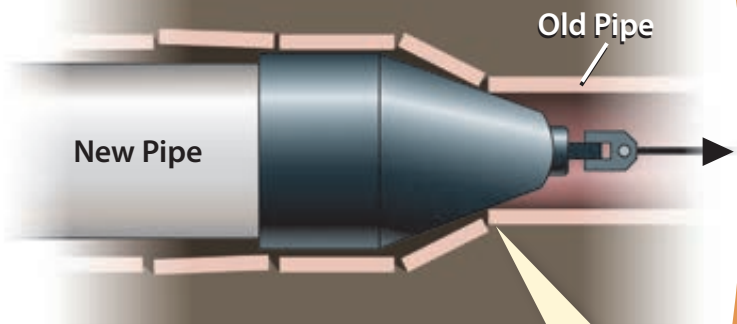
Much of our sewer system has been in place for decades. In addition to streets, there may be sidewalks, landscaping, and structures over the underground pipes. The traditional dig-and-replace method can be disruptive, and restoration of the site can be quite costly.

Pipe bursting, on the other hand, is a trenchless technique. Instead of digging up and removing the old pipe, we leave it in the ground and use it as a guide for the new pipe. A tool with a bursting head is pulled by a cable (or driven pneumatically or hydraulically) through the old pipe. The bursting head shatters the old pipe. The new pipe, which is attached to the bursting head, is pulled into place as the device advances.

While small excavations are still necessary at the beginning and end of the line being burst and at each property's side sewer connection, pipe bursting allows us to replace pipes without digging a trench. This means safer operations, faster results, fewer construction-related traffic delays, less disruption to the environment and communities, lower costs, and happier customers.

Central San was the first municipal agency in the U.S. to install sewers using pipe bursting.

PIPE BURSTING



The old pipe is shattered as the new pipe is pulled through it behind the bursting head.

Why don't we use pipe bursting all the time?

Because pipe bursting must follow the path of the original sewer, there are issues that can't be corrected using this method. For example, we cannot use pipe bursting to fix a sag in the line, or when we need to change the slope to improve the flow of water through our system. We use the construction method that is most appropriate for the situation. While this sometimes requires digging trenches, we always do our best to minimize the inconveniences our projects cause.



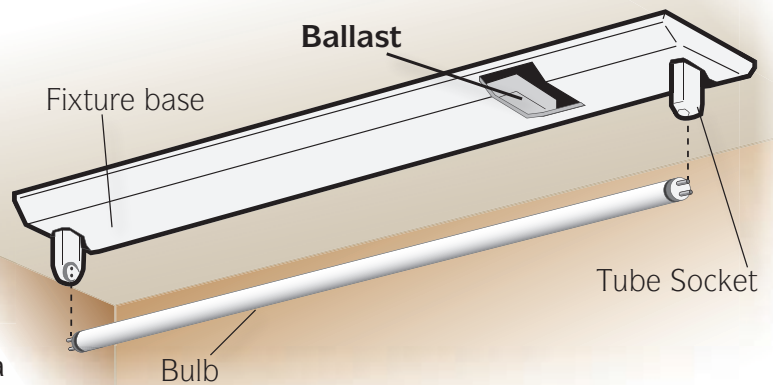
Fluorescent Lights & Ballasts Require Special Care

Fluorescent lights and ballasts contain hazardous materials. To ensure they are disposed of properly when no longer needed, please bring them to our Household Hazardous Waste (HHW) Collection Facility.

Mercury and PCBs

Fluorescent lights, whether tube or curly CFL, contain small amounts of mercury, one of the most toxic pollutants in Bay Area waters. Each year, broken fluorescent lights release hundreds of pounds of mercury into the environment. Mercury vapors that rise into the atmosphere eventually settle on the ground and in water.

Ballasts are an electrical component of fluorescent light fixtures. Some old magnetic ballasts contain small amounts of polychlorinated biphenyls (PCBs), highly toxic synthetic chemicals that were banned in 1978. The Environmental Protection Agency estimates that about half of the one billion PCB-containing ballasts manufactured before the ban are still in use. If improperly disposed of, PCBs can leach into ground water or surface waters and cause serious risks to public health and the environment.



Ballasts that do not contain PCBs are marked "No PCBs" on their labels. If a ballast is not so marked, assume it contains PCBs and bring it to the HHW Collection Facility for proper disposal.

Fluorecents Are Still A Good Choice (LEDs are Even Better)

Fluorescent lights are still a good environmental and economic choice because they are energy efficient, using one-quarter the energy of typical incandescent lamps and lasting up to ten times longer. Reducing energy usage cuts down on power plant emissions of mercury and other pollutants.

Story continues next page ▶

Household Hazardous Waste Collection Facility

4797 Imhoff Place, Martinez, CA 94553-4392

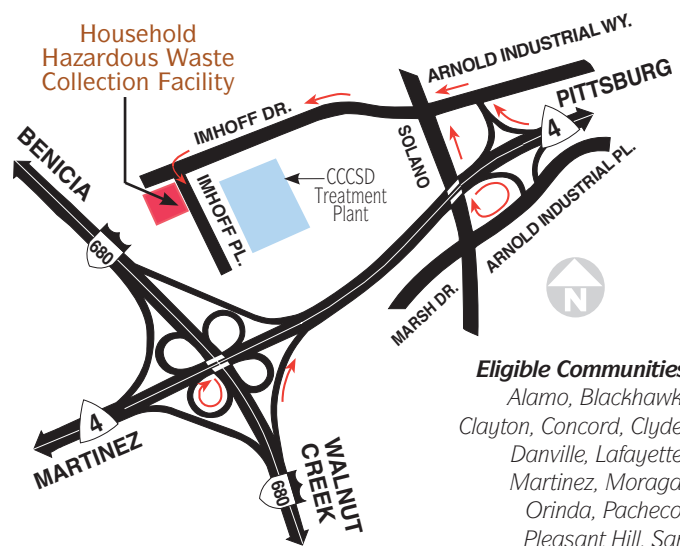
HOURS

Residents: Monday – Saturday, 9 a.m. - 4 p.m.
(Reuse Room closes at 3:30 p.m.)

Businesses: Monday – Saturday, *by appointment only*

Holiday Schedule: Closed: Sept. 2; Nov. 11, 28, 29;
Dec. 24 – Jan. 1, 2014

1-800-646-1431



Eligible Communities

Alamo, Blackhawk, Clayton, Concord, Clyde, Danville, Lafayette, Martinez, Moraga, Orinda, Pacheco, Pleasant Hill, San Ramon, Walnut Creek and unincorporated Central County areas.

- From Hwy. 4 take the Solano Way exit.
- From I-680 take Hwy. 4 East to Solano Way exit.

► *Story continued from page 8*

Better yet, use LED (Light Emitting Diode) lights. LED lights are even more energy efficient, do not contain mercury, and can be thrown in the trash when no longer needed.

Bring Fluorescent Lights and PCB Ballasts to our Facility

Fluorescent lights are fragile; handle them carefully to avoid breakage. The best way to transport them to the HHW Collection Facility is in their original packaging. If this is not possible, wrap them in newspaper to keep them from breaking. Secure them in your trunk or truck bed to avoid broken glass or mercury exposure in case of an accident. Please do not tape tubes together, as they will need to be loose to be recycled.

PCB ballasts should be removed from the light fixture prior to delivery to the facility. If the PCB ballast is leaking, put it in a sealable plastic bag, and place all cleanup materials (rags, wipes, etc.) into the bag with it.

Please call **1-800-646-1431** for more information.



FASCINATING FACT: Last year, our HHW Collection Facility received 279,200 feet of fluorescent lamps. Laid end-to-end, they'd reach from Martinez to North San Jose (about 53 miles)!

How to Protect Your Property from Raw Sewage

OVERFLOW PROTECTION DEVICES

We maintain 1,500 miles of sewers and work very hard to prevent failures, clogs, and overflows. Our efforts have resulted in one of the lowest overflow rates in California. But no matter what we do, we can never totally eliminate the possibility of an overflow. There are just too many things beyond our control. Stuff happens.


But it needn't happen to you.

By making sure an Overflow Protection Device is installed on your home's private side-sewer, you will prevent sewage from backing up into your home from a clogged sewer main. The device causes sewage backing up in your pipe from the direction of the street to spill into your yard, rather than come up through drains inside your home.

Note: It will not help if your pipe is clogged between the drain and the device, so keep disposable wipes, grease, and anything else that might cause clogs out of your pipes!

Overflow Protection Devices are available through plumbing supply stores. We recommend installation by a licensed plumber. Keep the device clear of obstructions, such as dirt or vegetation, that might interfere with its operation.

For more information, please call our Permit Counter staff at **(925) 229-7371**.



There are different styles of Overflow Protection Devices. The "mushroom" style, pictured left, has been cut away to show the ball that sits on the pipe opening inside the metal covering. The style pictured at right (shown with the top popped up) is best for installing in driveways or other areas where above-ground protrusions are undesirable.

Infrastructure Improvements

Central Contra Costa Sanitary District regularly maintains, repairs or replaces sewer lines and other elements of its 1,500-mile wastewater collection system to ensure continuous, trouble-free service for our 467,500 customers. We do our best to minimize the inconveniences our projects cause and appreciate your understanding.

Here's a brief summary of our major ongoing construction projects:

Martinez and Walnut Creek

The **2013 CIPP Project** is renovating sewers in South Main Street and Lancaster Road between Westwood Court and Castle Hill Road in Walnut Creek; and on the Shell Refinery Property and east along Marina Vista to Highway I-680 in Martinez. Expected completion: Nov. 2013.

Concord

The **Concord Landscape Project** is extending the District's recycled water system in the Diamond Blvd. and Meridian Park Blvd. area. Expected completion: Dec. 2013.

Lafayette

The **Lafayette Sewer Renovation Project, Phase 8**, is renovating sewers in the Upper Happy Valley Road and South Peardale Drive areas. Expected completion: Feb. 2014.

Diablo

The **Diablo Sewer Renovations Project, Phase 2**, is renovating sewers in the Calle Arroyo area of Diablo. Expected completion: June 2014.

For more info...

For more information about these or other construction projects, please contact Community Affairs Representative Chris Carpenter at (925) 229-7200 or ccarp@centralsan.org.

More info:

Detailed project maps are posted on our website, www.centralsan.org (check the "Construction Zone" in the lower right of the home page).



Wipes flushed down sewers clog equipment at our treatment plant.

Don't Flush So-Called "Flushable" Wipes!

Never flush disposable cleaning/disinfecting wipes, moist towelettes, or personal hygiene wipes – even if they're labeled as "flushable."

These wipes do not break down quickly in water as toilet paper does. Our crews spend significant time removing mounds of disposable wipes from our sewer lines, pumps, and treatment facilities. Within your house's small sewer pipe, the risk of a clog increases whenever you flush these items (especially if your pipe has been infiltrated by roots).

Only human waste and toilet paper should be flushed. Put disposable wipes in the trash, not the toilet.

Need a Speaker for Your Group?

If your group would like to hear about Central San and our water pollution prevention efforts, please call **(925) 335-7702** and leave a message about your event. We'll do our best to provide a speaker free of charge.

Treatment Plant Tours

We offer free tours for groups of students (grade 6 and up) and adults who would like to see how Central San's award-winning treatment plant makes wastewater safe for the environment. Call Kit Ohlman at **(925) 229-7329** for more information.

Tips for Trouble-Free Plumbing

Whatever goes down drains in your home enters a system of sewer pipes, pumps and wastewater treatment facilities. The treated wastewater is eventually discharged into Suisun Bay or recycled. Pipes and pumps can be clogged by grease, wipes and other items. Treatment facilities are unable to remove all traces of chemicals and other pollutants from household products that go down drains, and these pollutants end up in the Bay.

Follow these tips to prevent clogs, avoid costly repairs, and help protect the environment.

KITCHEN: Sink Drain, Garbage Disposal & Dishwasher

1. Before washing pans and dishes (whether manually or in the dishwasher), scrape grease and fatty food scraps into the trash.
2. Pour cooled grease and cooking oil into a disposable container, store it in the freezer to harden, then put it in the trash on pick-up day.
3. **Never allow these to go down the drain or garbage disposal:**

- | | | |
|-------------------------|---------------------|--------------------|
| • Grease | • Salad oil | • Produce stickers |
| • Greasy/fatty foods | • Butter, margarine | • Meat |
| • Fat, lard, shortening | • Dairy products | • Egg shells |
| • Meat drippings | • Soups & Sauces | • Bones |
| • Frying oil | • Coffee grounds | • Nuts |




4. Minimize use of the garbage disposal by putting food scraps in the trash (or compost) instead. If you use the disposal, feed it small amounts slowly while running cold water.

BATHROOM: Toilet, Sink, Shower & Bathtub Drains

1. **Flush ONLY human waste and toilet paper. Put these in the trash, never in the toilet:**

- | | | |
|--|--|-------------------|
| • Disposable wipes (even if labeled "flushable") | • Paper towels | • Cigarette butts |
| • Feminine hygiene products | • Disposable diapers (even if labeled "flushable") | • Dental floss |
| • Condoms | • Cat waste & litter (even if labeled "flushable") | • Cotton swabs |
| | | • Hair |

2. Prevent hair and pet fur from going down drains.
3. Never flush or pour unwanted medications down a drain. Bring them to a pharmaceutical collection site for free, safe disposal. See locations on page 6.



ALL DRAINS

Never pour chemicals, solvents, pesticides, paint products, or other forms of Household Hazardous Waste down any drain, inside or outside the house. Do not put them in the trash. Bring them to the Household Hazardous Waste Collection Facility for safe disposal.

For more information visit www.centrsan.org/hhw or call 1-800-646-1431.



About CCCSD

Our mission as a Special District is to protect public health and the environment. We do this by collecting and treating wastewater, providing recycled water, and promoting pollution prevention. Our treatment plant in Martinez collects, treats, and disinfects an average of 45 million gallons of wastewater every day. Some treated wastewater is recycled (treated further) for irrigation use on golf courses and parks; the rest is released into Suisun Bay. We also operate a Household Hazardous Waste Collection Facility and sponsor 12 collection sites for the safe disposal of pharmaceuticals.

Where to Call...

General information	(925) 228-9500 or www.centralsan.org
Sewer overflows	(925) 933-0955 or 933-0990
Treatment Plant InfoLine (Report Odors)	(925) 335-7703
Household Hazardous Waste InfoLine	(800) 646-1431
Sewer connection permits/Permit Counter	(925) 229-7371
To report illegal discharges into sewer system	(925) 229-7288 (during business hours) (925) 229-7214 (after hours)
Source Control	(925) 229-7288
Job Hotline	(925) 229-7109 or www.centralsan.org
Student Education Programs	(925) 229-7310 or www.centralsan.org
Public InfoLine	(925) 335-7702 or www.centralsan.org

Board of Directors

James A. Nejedly, President





- **David R. Williams**, President Pro Tem
- **Paul H. Causey**, Director
- **Michael R. McGill**, Director
- **Tad J. Pilecki**, Director

Board meetings are open to the public and are held on the 1st and 3rd Thursday of each month at 2 p.m. in the CCCSD Board Room, 5019 Imhoff Place, Martinez.

Roger S. Bailey, General Manager



CCCSD serves 467,500 customers within its 144-square-mile service area.

-  Wastewater collection & treatment; Household Hazardous Waste (HHW) disposal for 332,600 people.
-  Wastewater treatment and HHW disposal for 134,900 people in Concord and Clayton by contract.
-  HHW disposal only.
-  CCCSD's headquarters, treatment plant, and HHW Collection Facility are located in Martinez.

The Central Contra Costa Sanitary District PIPELINE

Written and designed by CCCSD to communicate pollution prevention messages to the people and communities we serve

Michael Scahill, Editor • **Bonnie Lowe**, Writer
Charles Waltmire, Graphic Designer

View archived issues online at www.centralsan.org

**PIPELINE is printed with
soy-based inks on Recycled Paper**

