

ORDINANCE NO. 301
AN ORDINANCE OF THE
CENTRAL CONTRA COSTA SANITARY DISTRICT
ADOPTING AN UNCODIFIED
SCHEDULE OF CAPACITY FEES, RATES AND CHARGES
IN ACCORDANCE WITH DISTRICT CODE CHAPTER 6.12

WHEREAS, the Board of Directors (Board) of the Central Contra Costa Sanitary District (Central San) finds that substantial study has been conducted regarding the impacts of planned future development within Central San's service area on existing Central San services and facilities, along with an analysis of new, improved, or expanded Central San facilities and services required or appropriate to serve new users and current users who change the use of their connected buildings and facilities, and said studies have set forth the relationship between the added burden imposed by such users, and the need for an estimated cost of Central San services and facilities occasioned by this added burden; and

WHEREAS, these studies were undertaken by Central San staff and culminated in documents that are part of the public record, to wit: the Capital Improvement Budget and Ten-year Capital Improvement Plan contained in the document titled, "Central Contra Costa Sanitary District FY 2017-18 Budget," and the Staff Report on Proposed Capacity Fee Program dated March 27, 2018; and

WHEREAS, these studies also included the Wastewater Capacity Fee Review Study dated May 28, 2018 by Black & Veatch which reviewed Central San's methodology and calculations; and

WHEREAS, it is reasonable and necessary that all users of Central San's wastewater and household hazardous waste collection, treatment, recycling, reuse and disposal services and facilities, including those temporary users served under Special Discharge Permits, contribute their appropriate portion of the funding for such Central San services and facilities; and

WHEREAS, a properly noticed public hearing regarding the proposed Capacity Fee Program revisions was held on June 7, 2018, and proper notice was also given of the availability of the documents noted above for public inspection and review prior to said public hearing; and

WHEREAS, Chapter 6.12 of the District Code provides the enabling authority for Central San to implement the proposed uncodified Schedule of Capacity Fees, Rates and Charges; and

WHEREAS, the Board finds as follows:

1. Central San has made a substantial investment in assets that will benefit new users.
2. For Central San to continue an adequate level of service to all users, maintenance of existing facilities capacity and construction of additional facilities capacity in the future is required.

3. The purpose of the Capacity Fee Program is to equalize the investment in Central San's assets among current and new users, thus ensuring that new users pay their fair share for facilities capacity and services.
4. The current Sewer Construction Fund balance and future Capacity Fee revenue will be allocated to:
 - Life-cycle replacement, renovation, upgrading and improvements to maintain existing capacity in Central San's facilities;
 - Addition to and expansion of facilities where needed or required to meet legal and regulatory requirements;
 - Equitable adjustment of contributions among current, new and contractual users;
 - New users' buy-in-to-all-assets of Central San including facilities and the balances in the:
 - Sewer Construction Fund
 - Running Expense Fund
 - Debt Service Fund
 - Self Insurance Fund
5. There is a strong and reasonable relationship between the actual added burden imposed by new users and the proposed capacity fees, rates and charges.
6. The proposed fees, rates and charges are exempt from the California Environmental Quality Act (CEQA) per section 6.12.020 of the District Code.

NOW, THEREFORE, the Board of Directors of the Central Contra Costa Sanitary District does ordain as follows:

Section 1 (To be Uncodified)

The "Schedule of Capacity Fees, Rates and Charges" as set forth in full in Exhibit "A" to this Ordinance, which exhibit is incorporated in full herein by this reference, is hereby adopted in uncodified form pursuant to the provisions of District Code Section 6.12.020.

As of the effective date of this Ordinance, Capacity Fees shall be charged at such rates and for such categories of users as set forth in said Schedule, and shall remain in effect until amended or replaced by ordinance.

Section 2

All ordinances and parts of ordinances in conflict with the provisions of this Ordinance are repealed. The provisions of this Ordinance, insofar as they are substantially the same as existing provisions relating to the same subject matter shall be construed as restatements and continuations thereof and not as new enactments. To the extent this Ordinance or any portion or section of this Ordinance is determined invalid or unconstitutional, such portions of Ordinance No. 296 shall remain in effect and such rates and charges due thereunder for any categories of users shall remain due and payable as if those portions of Ordinance No. 296 had not been repealed.

With respect, however, to violations, rights accrued, liabilities accrued, or appeals taken, prior to the effective date of this Ordinance, under any chapter, ordinance, or part of an


ordinance, such chapter, ordinance or part of an ordinance shall be deemed to remain in full force for the purpose of sustaining any proper suit, action, or other proceedings, with respect to any such violation, right, liability or appeal.

Section 3


This Ordinance shall be a general regulation of Central San and shall be published once in the *Contra Costa Times* and *San Ramon Valley Times*, newspapers of general circulation within Central San, and shall be effective on July 1, 2018.

PASSED AND ADOPTED this 7th day of June 2018, by the Board of Directors of the Central Contra Costa Sanitary District by the following vote:

AYES: Members: Causey, McGill, Pilecki, Williams, Nejedly
NOES: Members: None
ABSENT: Members: None


James A. Nejedly
President of the Board of Directors
Central Contra Costa Sanitary District
County of Contra Costa, State of California

COUNTERSIGNED:


Katie Young
Secretary of the District
Central Contra Costa Sanitary District
County of Contra Costa, State of California


Approved as to form: 
Kenton L. Alm, Esq.
Counsel for the District

EXHIBIT "A"

**SCHEDULE OF CAPACITY FEES, RATES, AND CHARGES
(Uncodified)**

The Capacity Fees, Rates, and Charges listed below were established by Central Contra Costa Sanitary District Ordinance No. 301 adopted June 7, 2018. These fees, rates, and charges shall be applied to all new connections or added burdens for which fees become due and payable on or after July 1, 2018 in accordance with the provisions of District Code Chapter 6.12.

Gravity Capacity Fee	\$6,700 / RUE*
Pumping Capacity Fee	\$1,636 / RUE

*A residential unit equivalent (RUE) is a measure of sewage volume and strength equivalent to a typical residential household.

Gravity Zone Fee (Zone 1)	=	Gravity Capacity Fee
Pumped Zone Fee (Zone 2)	=	Gravity Capacity Fee + Pumping Capacity Fee

Residential Unit Equivalence (RUE) Factors⁽¹⁾					
Number of RUE = Unit of Measure Count Multiplied by the RUE Factor					
Use Code	User Group	Unit of Measure⁽²⁾	Gravity Capacity Fee RUE Factor	Pumping Capacity Fee RUE Factor	Eligible for Capacity Use Charge Program
LU	Single-family residences	Dwelling Unit	1.000	1.000	
LA	Multiple-family residences, apartments	Dwelling Unit	0.847	0.847	
LD	Duplex	Dwelling Unit	0.847	0.847	
LM	Mobile homes	Dwelling Unit	0.847	0.847	
LT	Condominium	Dwelling Unit	0.847	0.847	
LS	Accessory structure connected to sewer on same parcel with Single-family residence (not meeting Accessory Dwelling Unit ⁽³⁾ criteria)	Dwelling Unit	0.847	0.847	
LE	Accessory Dwelling Unit ⁽³⁾ – within existing space	Dwelling Unit	0	0	
LN	Accessory Dwelling Unit ⁽³⁾ – new structure	1,000 sq. ft.	0.425	0.425	
LC	Common areas	1,000 sq. ft.	0.200	0.200	

SCHEDULE OF CAPACITY FEES, RATES AND CHARGES - CONTINUED

Residential Unit Equivalence (RUE) Factors⁽¹⁾

Number of RUE = Unit of Measure Count Multiplied by the RUE Factor

Use Code	User Group	Unit of Measure⁽²⁾	Gravity Capacity Fee RUE Factor	Pumping Capacity Fee RUE Factor	Eligible for Capacity Use Charge Program
AB	Auto body/painting	1,000 sq. ft.	0.484	0.467	
AD	Auto dealerships	1,000 sq. ft.	0.484	0.467	
AL	Aircraft services	1,000 sq. ft.	0.484	0.467	
AR	Auto repair/maintenance	1,000 sq. ft.	0.484	0.467	
AS	Service stations	1,000 sq. ft.	0.484	0.467	
BT	Transportation services	1,000 sq. ft.	0.432	0.467	
AC	Car washes	1,000 sq. ft.	21.127	22.829	yes
AW	Car washes with recycling	1,000 sq. ft.	3.522	3.805	yes
BB	Barbers / beauty salons / pet grooming	1,000 sq. ft.	0.725	0.783	
BC	Dry cleaners, no laundry	1,000 sq. ft.	0.259	0.279	
BR	Retail sales	1,000 sq. ft.	0.259	0.279	
BE	Equipment repair / repair services	1,000 sq. ft.	0.228	0.247	
BK	Contractors / business services	1,000 sq. ft.	0.228	0.247	
BN	Nurseries / lumberyards	1,000 sq. ft.	0.228	0.247	
IL	Light industrial	1,000 sq. ft.	0.228	0.247	
BH	Meeting halls / studios	1,000 sq. ft.	0.290	0.313	
EA	Auditoriums / theaters	1,000 sq. ft.	0.290	0.313	
EC	Cinemas	1,000 sq. ft.	0.290	0.313	
EM	Entertainment	1,000 sq. ft.	0.290	0.313	
EB	Bowling alleys	1,000 sq. ft.	0.311	0.336	
BZ	Miscellaneous commercial	1,000 sq. ft.	0.510	0.551	
EG	Golf courses / country clubs	1,000 sq. ft.	1.166	1.391	
EH	Health clubs / spas	1,000 sq. ft.	1.166	1.391	
ET	Tennis clubs	1,000 sq. ft.	1.166	1.391	
IW	Warehouses	1,000 sq. ft.	0.136	0.147	
BM	Markets	1,000 sq. ft.	0.556	0.601	
BS	Supermarkets	1,000 sq. ft.	0.880	0.601	
BX	Shopping centers	1,000 sq. ft.	1.057	1.142	
OB	Business offices	1,000 sq. ft.	0.295	0.319	
OF	Financial institutions / banks	1,000 sq. ft.	0.295	0.319	
OG	Government offices	1,000 sq. ft.	0.295	0.319	
OS	Fraternal / service offices	1,000 sq. ft.	0.295	0.319	
OM	Medical offices	1,000 sq. ft.	0.637	0.688	
OV	Veterinary clinics	1,000 sq. ft.	0.637	0.688	
RD	Delicatessens	1,000 sq. ft.	1.166	1.294	
RN	Bars	1,000 sq. ft.	1.166	1.294	

SCHEDULE OF CAPACITY FEES, RATES AND CHARGES - CONTINUED					
Residential Unit Equivalence (RUE) Factors⁽¹⁾					
Number of RUE = Unit of Measure Count Multiplied by the RUE Factor					
Use Code	User Group	Unit of Measure⁽²⁾	Gravity Capacity Fee RUE Factor	Pumping Capacity Fee RUE Factor	Eligible for Capacity Use Charge Program
RI	Ice cream parlors	1,000 sq. ft.	1.166	1.294	
RY	Yogurt shops	1,000 sq. ft.	1.166	1.294	
RS	Restaurants (dine-in)	1,000 sq. ft.	4.010	2.738	yes
RT	Restaurants (take-out)	1,000 sq. ft.	4.010	2.738	yes
RC	Patio seating in excess of 300 square feet ⁽⁴⁾ , banquet facilities	1,000 sq. ft.	1.166	0.825	
RB	Bakeries (retail)	1,000 sq. ft.	4.061	2.178	yes
BL	Laundromats	1,000 sq. ft.	13.506	14.594	yes
SF	Skilled nursing facilities	1,000 sq. ft.	2.216	2.347	yes
FE	Residential care facilities for the elderly	1,000 sq. ft.	0.932	0.987	
HP	Hospitals	1,000 sq. ft.	2.891	3.124	
LH	Hotels / motels	1,000 sq. ft.	1.926	1.272	
CH	Churches	1,000 sq. ft.	0.242	0.261	
Private and Public Schools (Use codes SD, SE, SH, SI, SU)					
	Schools with cafeteria and gym / showers	Classroom	0.860	1.000	
	Schools with gym / showers and no cafeteria	Classroom	0.774	0.900	
	Schools with cafeteria and no gym / showers	Classroom	0.516	0.600	
	Schools without cafeteria or gym / showers	Classroom	0.430	0.500	

(1) Fees for multi-use buildings shall be determined by considering each use separately.

(2) "Unit-of-measure" shall mean the basic unit that quantifies the degree of use of a particular parcel (e.g. dwelling unit, square footage). Square footage of an improvement shall be based upon the gross exterior dimensions of the structure.

(3) Accessory Dwelling Units are 1,200 sq. ft. maximum and meet criteria of Gov't Code Sect 65852.2.

(4) Patio seating capacity fees charged for patios at Dine-in Restaurants (RS) and Bars (RN).

SCHEDULE OF CAPACITY FEES, RATES AND CHARGES – CONTINUED

Special Studies

The fees for Special Studies shall be as established in the Schedule of Environmental and Development-Related Fees, Rates, and Charges pursuant to the provisions of Chapter 6.30 of the District Code.

The following user groups require a special study to determine the appropriate capacity fees. Administrative fees to conduct special studies for these user groups shall be waived.

Use Code	User Group
BP	Parking lots
CM	Cemeteries
MO	Mortuaries with embalming or cremation facilities
EP	Parks / playgrounds
ES	Swimming pools
EF	Large fitness / athletic clubs
LR	Residence hotels
IE	Electronic industries
IH	Heavy industries
IP	Permitted industries
IR	Laboratories / research facilities
--	Improvements with garbage disposals
--	Public facilities
--	Special billings
--	Utilities

Values for use in the RUE formula in Section 6.12.050(D)(2) shall be:

FLORU	=	200 gpd
BODRU	=	200 mg/l
TSSRU	=	215 mg/l
A	=	0.69
B	=	0.14
C	=	0.17

SCHEDULE OF CAPACITY FEES, RATES AND CHARGES – CONTINUED

Capacity Use Charge Program

The minimum "initial payment" threshold gravity capacity fee RUE factor shall be 1.166 RUE/per one thousand square feet.

Use Code	User Group	Capacity Charge "Initial Payment"		Capacity Use Charge Rates	
		Gravity Capacity Fee RUE Factor (RUE/1,000 Sq. Ft.)	Pumping Capacity Fee RUE Factor (RUE/1,000 Sq. Ft.)	Current Year (\$/Month 1,000 Sq. Ft.)	Annual (\$/HCF)
AC	Car washes	1.166	22.829	\$1,147.51	\$6.18
AW	Car washes with recycling	1.166	3.805	\$ 135.44	\$4.38
BL	Laundromats	1.166	14.594	\$ 709.40	\$5.98
HP	Hospitals	1.166	3.124	\$ 99.17	\$3.90
LH	Hotel/Motel	1.166	1.926	\$ 43.69	\$4.22
RB	Bakeries (retail)	1.166	2.178	\$ 166.43	\$9.39
RS	Restaurants (dine-in)	1.166	2.738	\$ 163.49	\$7.34
RT	Restaurants (paper service / no dishwashers)	1.166	2.738	\$ 163.49	\$7.34
SF	Skilled nursing facilities	1.166	2.347	\$ 60.36	\$3.10

The annual interest rate for calculation of capacity use charges shall be as established in the Schedule of Environmental and Development-Related Fees and Charges pursuant to the Provisions of Chapter 6.30 of the District Code.